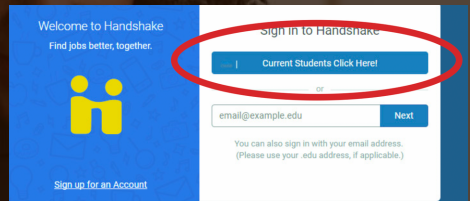


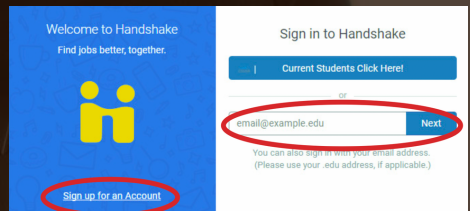
How to *create an account* as an Alumni in Handshake

Please note: You **MUST** have a **CSUSB alumni e-mail address** (@alumni.csusb.edu) in order to register for a Handshake account. For more information on obtaining an alumni e-mail address, please contact the **Alumni Relations office** at **909-537-2586**.

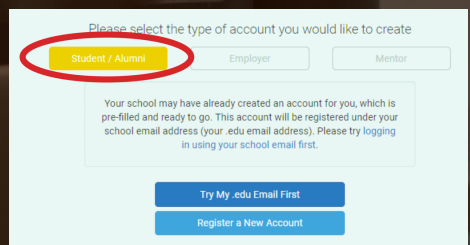
1 Go to **csusb.joinhandshake.com/login** to access Handshake. Click the blue **“Current Students Click Here”** button to see if you have access, if not continue to step 3 of this page.



2 At the Handshake login page select **“Signup for an Account”** under the Handshake logo, or enter your alumni email into the bottom text box.



3 Select **“Student/Alumni”** and follow the prompts to gain access to Handshake.



**f you are having difficulty gaining access,
please call the Career Center at (909) 537-5250.**